

January 6, 2025

Venu Holding Corporation (VENU - \$9.65 - Buy)

Pioneering Premium Live Entertainment Expansion | Initiate Buy | PT \$15

Key Points

A Strong Debut Following IPO Success. Venu Holding, a prominent player in premium hospitality and live entertainment, reported robust third-quarter results for the period ending September 30, 2024. This marks its first earnings release since completing its IPO in late November 2024. The quarter showcased impressive financial growth and key operational milestones, underscoring the company's strategic direction and expansion potential.

Financial Performance and Asset Growth. Venu Holding's total assets doubled year-over-year, reaching \$166.6 million as of September 30, 2024, compared to \$83.2 million at the end of 2023. Property and equipment investments surged by 118%, reflecting the company's commitment to developing state-of-the-art entertainment facilities. Total revenues for the nine-month period increased by 56% year-over-year to \$13.6 million, driven by strong contributions from its restaurant and event operations. The third quarter alone generated \$5.5 million in revenue, a 39% increase compared to the same period in 2023. The Ford Amphitheater in Colorado Springs, the centerpiece of Venu Holding's portfolio, played a pivotal role in this growth. Hosting 17 shows in its abbreviated inaugural season, the venue generated gross receipts of \$12.7 million, with ticket sales averaging \$152 per attendee.

The Ford Amphitheater: A Flagship Success. The Ford Amphitheater's August 2024 grand opening marked a significant milestone for Venu Holding. The \$70 million facility features 92 luxury fire-pit suites and has already garnered national recognition, earning a nomination for Pollstar Magazine's 2024 Best New Concert Venue of the Year. In just two months, the amphitheater hosted over 96,000 attendees from all 50 states, highlighting its nationwide appeal. The venue's partnership with AEG Presents Rocky Mountains further solidifies its competitive positioning. Venu Holding's revenue streams from the amphitheater include ticket sales, concessions, parking, and sponsorship agreements, with net profits split with AEG. Sponsorship initiatives, such as the \$13 million naming rights deal with Colorado Ford Dealers, underscore the company's ability to attract high-profile corporate partnerships.

Expanding the Entertainment Ecosystem. Looking ahead, Venu Holding plans to enhance its offerings with a \$35 million dining and entertainment complex adjacent to the Ford Amphitheater. Set to open in 2025, this year-round development will include upscale restaurants, bars, and event spaces, broadening the company's appeal beyond live events. The company is also advancing its geographic footprint, with two operational campuses in Colorado Springs, Colorado, and Gainesville, Georgia, four projects under construction, and five in the design phase. Once fully developed, these facilities are expected to collectively accommodate up to 60 shows per year, translating to an estimated 10 million seats annually. With an average gross ticket price of \$150, Venu Holding projects annual gross receipts exceeding \$1.5 billion.

Strategic Partnerships and Public-Private Initiatives. Venu Holding has embraced public-private partnerships to drive its expansion. Notable agreements include the development of amphitheaters in McKinney and El Paso, Texas, and the groundbreaking of a new facility in Broken Arrow, Oklahoma. These collaborations align with the company's mission to create immersive entertainment experiences while contributing to local economic development.

Summary

Venu Holding Corporation's third-quarter performance highlights its successful debut as a public company and its commitment to redefining the live entertainment experience. As it enters a full operational season in 2025, the company's blend of innovative venue concepts, strategic partnerships, and robust financial planning positions it as a leader in the premium hospitality and entertainment space.

Rating, Price and Target

Symbol	VENU
Rating	Buy
Price	\$9.65
Price Target	\$15.00

Market Data

Market Cap (M)	\$360.7
Shares Outstanding (M)	37.4
Average Daily Volume (000s)	57.0
Float (M)	14.3
Total Debt (M)	\$25.9
Net Cash/Debt (\$M)	\$21.1
Dividend Yield	0.0%

FYE Dec	2023A	2024E	2025E	2026E
EPS ¹	(0.39)	(0.64)	0.45	1.66
Revenue (M) (\$)	12.6	16.5	46.6	270.9

¹The number of shares of common stock outstanding as of December 31, 2024 was 37,464,173 and 379,990 Class B shares.

Company Description

Venu Holding Corporation (NYSEAM: VENU) is a premier developer of hospitality and live music venues, dedicated to creating luxury, experience-driven entertainment destinations. Based in Colorado Springs, the company has gained national recognition for its innovative approach to blending upscale dining, premier performance spaces, and large-scale amphitheaters. VENU operates campuses in Colorado Springs, Colorado, and Gainesville, Georgia, featuring Bourbon Brothers Smokehouse and Tavern, The Hall at Bourbon Brothers, Notes Eatery, and the 8,000-seat Ford Amphitheater. Its ongoing expansion includes the development of Sunset Amphitheaters in Oklahoma and Texas, with capacities ranging from 12,500 to 20,000 guests. Strategic collaborations with industry leaders such as AEG Presents and NFL Hall of Famer Troy Aikman strengthen VENU's market position. Recognized by publications like The Wall Street Journal and Variety, VENU's disruptive approach continues to shape the future of live entertainment, offering investors a unique opportunity in this dynamic sector.

Pioneering Luxury Entertainment With Strategic Growth and Diverse Revenue Streams

A Vision of Luxury and Entertainment

Venu, a Colorado-based hospitality and entertainment corporation, specializes in the development, ownership, and operation of luxury live-entertainment venues. Its portfolio includes music halls, outdoor amphitheaters, restaurants, and bars, merging music, fine dining, and premium hospitality. The company focuses on creating entertainment campuses in strategically selected markets, delivering unique experiences tailored to modern audiences.

Figure 1. Venu: Disrupting the Global Music Venue Market with Innovation and Growth



Sources: Company Reports

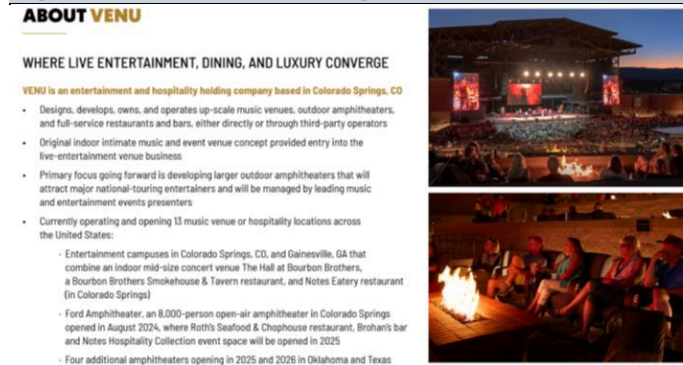
Milestones in Venu’s Evolution

Founded in 2017 as Bourbon Brothers Restaurants, Venu evolved through significant milestones, including the establishment of its flagship restaurant and the launch of live music venues. The company’s journey has been marked by partnerships with local municipalities and public-private agreements to develop iconic projects, such as the Ford Amphitheater in Colorado Springs. Notably, the company transitioned into a public entity in November 2024, completing its initial public offering and securing a listing on the NYSE American Stock Exchange.

Diverse Revenue Streams and Venue Types

Venu’s operations span multiple revenue streams, encompassing restaurants, event operations, and amphitheater management. These activities are unified under a single segment that integrates food and beverage services with live entertainment.

Figure 2. Venu: Revolutionizing Live Entertainment with Luxury Venues and Dining Experiences



Sources: Company Reports

Music Halls

The music halls operated by Venu are intimate indoor venues capable of hosting up to 1,400 guests. These spaces are designed for flexibility, accommodating both premier concerts with national artists and smaller private or corporate events. With the ability to quickly reconfigure layouts, the music halls maximize event-rental opportunities while maintaining operational efficiency.

Amphitheaters

Outdoor amphitheaters represent a cornerstone of Venu’s growth strategy. Designed for audiences of 8,000 to 20,000, these venues feature premium seating packages, luxury firepit suites, and advanced

acoustics. The Ford Amphitheater, which opened in August 2024, exemplifies this model, offering 92 VIP firepit suites for a more personalized concert experience. Planned developments in Oklahoma and Texas will mirror this premium approach.

Restaurants and Fine Dining

Venu’s flagship restaurant, Bourbon Brothers Smokehouse & Tavern, serves as a key revenue generator, offering American classics and Southern-inspired dishes. These establishments are strategically located near Venu’s music halls, enabling seamless integration of catering services for events. Further enhancing its culinary portfolio, the company plans to open Roth’s Seafood & Chophouse in Fall 2025, along with additional hospitality spaces for corporate and private events.

Figure 3. Venu: Expanding National Footprint with High-Capacity Venues and Premier Experiences



Sources: Company Reports

Financial and Operational Highlights

Venu’s operations are bolstered by partnerships with major entities such as AEG Presents for amphitheater management. Revenue generation includes ticket sales, concessions, venue rentals, sponsorship agreements, and naming rights. In the first nine months of 2024, event operations contributed \$3.8 million, or 28% of total revenue, while restaurant operations accounted for \$8.1 million, or 60% of total revenue. The Ford Amphitheater, despite its recent opening, generated \$1.6 million in net profit during its initial quarter.

Funding and Growth Strategy

Since its inception, Venu has raised capital through private equity offerings, amassing \$31.7 million in 2024 alone. The funds have been utilized for pre-opening expenses, marketing, staff development, and construction of new venues. Looking forward, Venu aims to secure additional financing through private sales of subsidiary memberships and collaborative arrangements to support its expansion. However, challenges remain in ensuring timely access to capital and managing operational costs associated with development projects.

Summary

Venu represents an innovative approach to the hospitality and entertainment sectors, merging luxury with live performances. Its diverse portfolio and strategic expansion into high-potential markets position the company as a promising investment. While financial constraints and operational risks persist, Venu’s ability to deliver premium experiences and leverage strategic partnerships provides a solid foundation for long-term growth.

Figure 4. Venu Holding Corporation – Cash Flow Summary

(U.S. dollars in thousands)	Nine Months Ended September 30,	
	2024	2023
Net cash provided by (used in) operating activities	\$ 13,336	\$ (6,518)
Net cash used in investing activities	(61,542)	(19,190)
Net cash provided by financing activities	63,801	24,852
Cash, beginning	20,201	23,471
Cash, ending	35,797	22,614

Sources: Company Reports and ThinkEquity estimates




Venu: Strategic and Operational Analysis

Redefining Luxury Entertainment: A Compelling Vision

Venu has positioned itself at the forefront of the hospitality and entertainment industry by offering luxury experiences that merge live music, fine dining, and premium hospitality. Its portfolio, which includes amphitheaters, music halls, restaurants, and event spaces, reflects a commitment to innovation and customer-centric design. With a focus on creating high-quality, multi-functional entertainment campuses, Venu is not only enhancing the fan experience but also reshaping how communities interact with live events.

Figure 5. Venu: Innovative Restaurant Concepts Enhancing the Entertainment Experience

RESTAURANTS CONCEPTS

<p>FLAGSHIP</p> <ul style="list-style-type: none"> • Full-service restaurant concept • Serving American classics and Southern staples accompanied by selection of bourbons, ryes, and whiskeys as well as local beers 	<p>UPSCALE</p> <ul style="list-style-type: none"> • Five-star, fine dining concept with a luxurious restaurant space • It offers west-facing, floor-to-ceiling windows, which provide premium views of the main stage of Ford Amphitheater and the Rocky Mountains • Anticipated opening in mid 2025 	<p>ELEVATED</p> <ul style="list-style-type: none"> • Cocktail bar and lounge with premium views of the Ford Amphitheater concert stage • Elevated environment for personal or business use, complemented by exceptional service in a comfortable yet classy lounge space • Anticipated opening in mid 2025 
--	--	---

Sources: Company Reports



Operational Milestones: Laying a Solid Foundation

Ford Amphitheater: A Landmark Achievement

In Q3 2024, Venu opened the \$70 million Ford Amphitheater in Colorado Springs, marking a pivotal milestone in its operational journey. The venue, designed to accommodate 8,000 attendees, introduced several innovative features, including 92 luxury fire-pit suites that redefine premium seating. The amphitheater welcomed over 96,000 fans during its inaugural season, with performances by Grammy-winning and internationally acclaimed artists. This achievement has not only established the Ford Amphitheater as a marquee destination but has also garnered industry recognition, including a nomination for Pollstar Magazine’s 2024 New Concert Venue of the Year.

Figure 6. Venu: Redefining Music Venues with Intimate Halls and Outdoor Amphitheaters

MUSIC VENUES CONCEPT

<p>MUSIC HALLS</p> <ul style="list-style-type: none"> • Indoor, intimate music and event venues that accommodate up to approximately 1,400 guests • Venue category includes: National touring artists, tribute bands or dueling pianos, corporate functions, or weddings 	<p>OUTDOOR MUSIC AMPHITHEATERS</p> <ul style="list-style-type: none"> • Offers higher-end amenity options that accommodate 8,000, 12,500, and 20,000 guests • Designed with special acoustics, premium seat packages, and luxurious suites intended to amplify music and entertainment experiences • Attracts major national-touring entertainers and will be managed by leading music and entertainment events presenters 
---	---

Sources: Company Reports

Upcoming Dining and Entertainment Complex

Complementing the amphitheater, Venu is set to unveil a \$35 million dining and entertainment complex in spring 2025. Strategically located on the amphitheater’s eastern perimeter, this year-round facility will feature upscale restaurants, bars, and private event spaces with panoramic views of the Rocky Mountains. This development highlights Venu’s ability to integrate diverse revenue streams while enhancing the overall guest experience.

Expansion into Key Markets

Venu is actively developing projects in 11 markets, including Broken Arrow, Oklahoma; McKinney, Texas; and El Paso, Texas. Each project leverages public-private partnerships to secure prime locations and align development goals with local communities. These initiatives are projected to add over \$2 billion in real estate assets to the company’s balance sheet, with seating capacity across venues anticipated to reach 150,000.

Figure 7. Venu: A Timeline of Expansion and Milestone Openings



Sources: Company Reports

Financial Performance: Growth Driven by Strategic Execution

Venu’s Q3 2024 results reflect its ability to translate operational milestones into financial success. Total assets increased to \$166.6 million, doubling from the previous year, while property and equipment investments rose by 118% to \$125.8 million. Revenue for the nine months ended September 30, 2024, grew by 56% year-over-year to \$13.6 million, with \$5.5 million generated in the third quarter alone.

Figure 8. Venu Holding Corporation – Income Statement Summary

(US dollars in thousands, except per share data)	Three Months Ended September 30,		Nine Months Ended September 30,	
	2024	2023	2024	2023
Revenues				
Restaurant including food and beverage	\$ 2,740	\$ 2,892	\$ 8,145	\$ 6,707
Event center ticket and fees	2,003	961	4,663	1,839
Rental and sponsorship revenue	709	58	759	140
Total revenues	5,452	3,911	13,567	8,686
Total operating costs	9,128	6,666	34,562	16,825
Loss from operations	(3,676)	(2,754)	(20,995)	(8,139)
Total other expense, net	(851)	(54)	(4,617)	(105)
Net loss	(4,527)	(2,808)	(25,612)	(8,244)
Net loss attributable to common shareholders	(3,932)	(2,774)	(24,052)	(7,707)

Sources: Company Reports and ThinkEquity estimates

Revenue Composition

Amphitheater Operations: In its first quarter of operation, the Ford Amphitheater generated \$1.6 million in net revenue, representing 30% of the total for Q3 2024. Revenue streams included ticket sales, sponsorships, and premium offerings.

Restaurant Operations: Contributing \$2.7 million (50% of Q3 revenue), Venu’s flagship restaurants continue to drive consistent growth, supported by seamless integration with adjacent entertainment venues.

Event Operations: Smaller venues and music halls accounted for \$1.1 million (21% of Q3 revenue), reflecting steady demand for intimate live entertainment experiences.

Figure 9. Venu Holding Corporation – Balance Sheet Summary

(U.S. dollars in thousands, except per share data)

	September 30, 2024	December 31, 2023
Cash	\$ 35,797	\$ 20,201
Inventories	227	186
Prepaid expenses and other current assets	1,171	209
Receivables from AEG Partnership	1,370	-
Total current assets	38,566	20,596
Property and equipment, net	125,757	57,738
Total assets	166,598	83,224
Accounts payable	5,823	2,565
Accrued expenses	13,138	698
Convertible debt	8,583	-
Total current liabilities	30,650	4,916
Long-term licensing liability	6,800	1,500
Long-term debt, net of current portion	14,002	11,182
Total liabilities	52,560	21,244
Accumulated deficit	(41,074)	(17,021)
Stockholders' equity	114,037	61,980
Working Capital	7,916	15,680

Sources: Company Reports

Strategic Partnerships: Leveraging Collaboration for Growth

Public-Private Partnerships

Venu has excelled at forming mutually beneficial public-private partnerships with local governments. These collaborations are critical to securing funding, streamlining permitting processes, and ensuring community alignment. Projects such as The Sunset Broken Arrow in Oklahoma and The Sunset McKinney in Texas underscore Venu’s ability to work effectively with municipalities to deliver high-impact developments.

Corporate Sponsorships and Naming Rights

High-profile sponsorships, such as the \$13 million naming rights agreement with Ford and exclusive partnerships with Kaiser Permanente and EIGHT Elite Light Lager, provide a stable revenue base and enhance brand visibility. These agreements also reinforce Venu’s ability to attract premium corporate partners.

Figure 10. Venu: Building Success Through Strategic Partnerships and Industry Leaders

OUR PARTNERS

AEG PRESENTS

- VENU strategically contracted with a subsidiary of the Anschutz Entertainment Group (“AEG”), a major music and entertainment events presenter, to operate Ford Amphitheater in Colorado
- The exclusive operating agreement with AEG grants AEG the exclusive right to operate and use Ford Amphitheater for events and provides for a defined split of the venue’s profits and losses between VENU and AEG
- AEG will be a valuable partner and will attract top entertainment to the Company’s first outdoor amphitheater
- Operator will use commercially reasonable efforts to produce a minimum of 30 events per year
- VENU may terminate the agreement early if the targeted number of events or number of attendees is not met.

Partners: COLORADO SPRINGS, BROKEN ARROW, MCKINNEY, EP TX, AXS, ticketmaster, Ford, Budweiser, KAISER PERMANENTE, aramark, Coca-Cola, JACK DANIEL'S

Sources: Company Reports

Growth Strategy: Scaling for Long-Term Success

Portfolio Expansion

Venu’s robust pipeline includes projects in advanced development stages and additional venues in pre-construction. When fully operational, these venues are expected to host up to 60 shows annually, translating to approximately 10 million tickets sold per year at an average price of \$150. This positions Venu to achieve gross annual receipts exceeding \$1.5 billion.

Diversification of Revenue Streams

By integrating amphitheaters with dining, event spaces, and branded hospitality offerings, Venu mitigates seasonality and maximizes utilization. This diversification ensures that revenue flows consistently across all segments, even during periods when live events are less frequent.

Operational Efficiency and Innovation

Venu continues to optimize its operations through strategic food and beverage initiatives, premium upgrades, and data-driven cost management. Partnerships with leading operators like AEG Presents ensure professional management of large-scale venues, while new models for open-room operations in upcoming markets like McKinney provide flexibility to adapt to local demand.

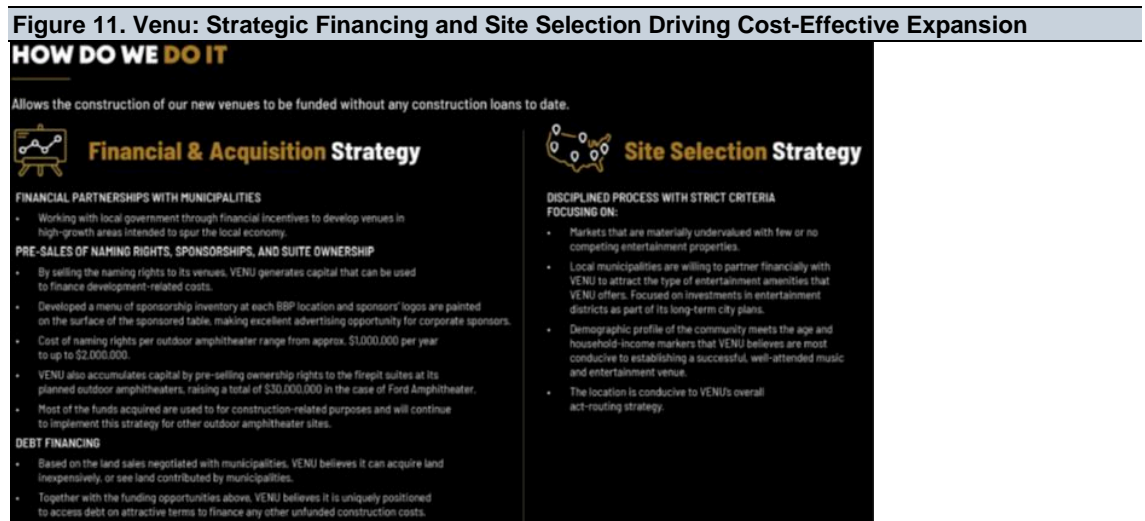
Challenges and Risks

Despite its successes, Venu faces challenges inherent to its ambitious growth strategy. These include potential delays in construction, dependency on public-private partnerships, and competition in the live entertainment sector. Additionally, economic conditions and discretionary spending trends could impact ticket sales and premium offerings.

A Unique Growth Opportunity

Venu offers a compelling investment case grounded in its innovative approach to live entertainment, proven operational expertise, and strong financial performance. The company’s ability to deliver premium experiences, secure strategic partnerships, and expand into high-potential markets positions it as a leader in the luxury entertainment sector. While risks remain, Venu’s track record and forward-looking strategy provide a solid foundation for long-term growth.

By merging innovation with operational excellence, Venu is not only meeting but exceeding the expectations of modern audiences, making it a standout player in an evolving industry.



Sources: Company Reports

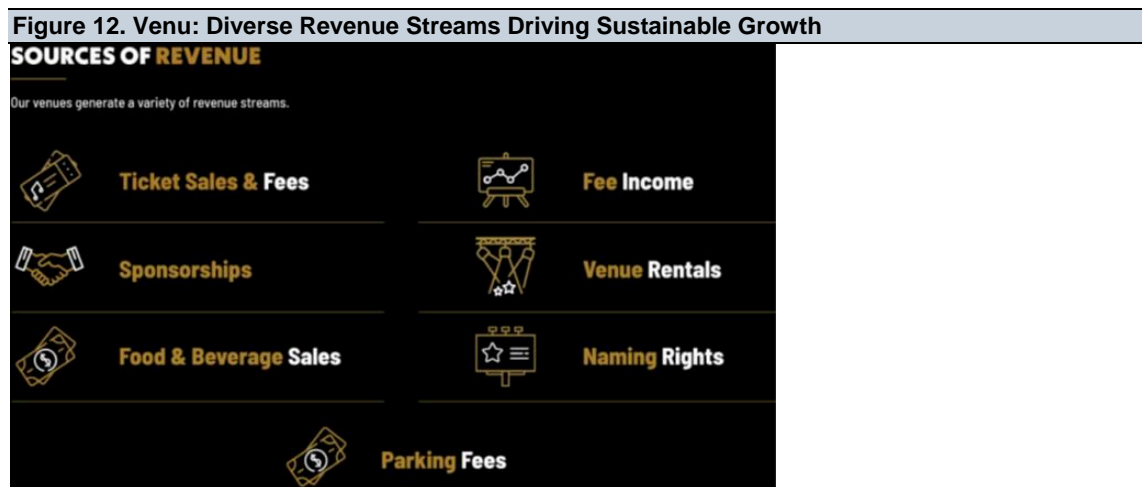
Valuation Summary

Venu: Strong Growth Trajectory

Operational Highlights and Strategic Expansion

Venu reported a successful third quarter for 2024, marked by the launch of its first ultra-lux entertainment complex, the Ford Amphitheater, in Colorado Springs, Colorado. The grand opening in August 2024, featuring a sold-out performance by OneRepublic, drew over 96,000 attendees from all 50 states during its limited first season of 17 shows. The Ford Amphitheater, which secured a 10-year, \$13 million naming rights deal with Colorado Ford Dealerships, has been nominated by Pollstar Magazine for the 2024 Best

New Concert Venue of the Year. A partnership with AEG Presents Rocky Mountains is expected to drive a robust lineup for the 2025 season. Venu is also developing a \$35 million dining and entertainment complex adjacent to the amphitheater, slated to open in 2025, designed to enhance year-round revenue streams.



Sources: Company Reports

Financial Performance

Venu reported substantial growth in its Q3 2024 earnings report. Total assets increased by 100% to \$166.6 million as of September 30, 2024, compared to \$83.2 million at the end of 2023. Property and equipment assets grew by 118%, reaching \$125.8 million. The Ford Amphitheater generated \$12.7 million in gross receipts during its initial 17-show season, with over 83,000 tickets sold at an average price of \$152. Nine-month total revenues rose 56% year-over-year to \$13.6 million, with Q3 revenues increasing by 39% to \$5.5 million. The restaurant operations segment contributed 50% of Q3 revenues and 60% of nine-month revenues, while the event operations segment accounted for 28% of nine-month revenues and 21% of Q3 revenues. Amphitheater operations, including naming rights and net profits split with AEG, contributed 30% to Q3 total revenue.

Public-Private Partnerships and Market Expansion

Venu has strategically leveraged public-private partnerships to fuel its expansion. In April 2024, the company entered into an agreement with the City of McKinney, Texas, to develop The Sunset McKinney. Further, in June and July 2024, Venu partnered with the City of El Paso, Texas, to acquire 17 acres for the construction of The Sunset El Paso, a 12,500-person amphitheater. These partnerships, along with the groundbreaking of a new amphitheater in Broken Arrow, Oklahoma, in October 2024, demonstrate Venu's commitment to expanding its footprint.

Corporate Developments and Future Projections

In November 2024, Venu completed its initial public offering (IPO), raising approximately \$12.3 million in net proceeds and listing its common stock on the New York American Stock Exchange. The company also announced strategic partnerships, including one with NFL Hall of Famer Troy Aikman, and welcomed new leadership, including a new President and Chief Marketing Officer. Venu is developing eleven live entertainment complexes, which once operational are projected to bring over \$2 billion in real assets to the balance sheet and offer 150,000 seats. With an anticipated 60 shows per year at each complex, the company could potentially generate annual gross receipts in excess of \$1.5 billion, based on an average ticket price of \$150. The company has also secured sponsorships with Kaiser Permanente, Phil Long Dealerships, and EIGHT Elite Light Lager.

Investment Considerations and Valuation

Venu presents a compelling growth narrative, underpinned by its successful launch of the Ford Amphitheater and strategic expansion plans. The company's focus on creating premium live entertainment experiences, combined with strong financial performance and strategic partnerships, positions it well for future growth. However, investors should consider the inherent risks associated with the entertainment industry, including fluctuating consumer demand and the capital-intensive nature of developing and operating large-scale venues. A \$15 price target is based on 2x forecast fiscal year 2026 sales per share, with the valuation multiple aligning with the peer group valuation range.

Risk Assessment of Venu: Navigating Challenges in Hospitality and Entertainment

Financial and Capitalization Risks

Venu faces a critical need for substantial capital to execute its ambitious growth strategies. The availability of financing, whether through equity, debt, or partnerships, may not align with favorable terms, presenting a potential bottleneck in the company's expansion. Persistent net losses and the uncertainty of future profitability further compound this financial risk, highlighting the reliance on accurate forecasting and disciplined cost management.

Debt obligations also play a significant role, potentially straining cash flow and restricting operational flexibility. With certain subsidiaries owning key assets not being wholly owned by Venu, third-party interests could influence strategic decisions and operations, creating additional layers of complexity.

Operational and Industry Challenges

Venu's business model hinges on timely development and successful operation of live-music and entertainment venues, which require considerable capital investments and coordination. Delays in construction, land acquisition, and project development, often influenced by local governmental opposition, zoning restrictions, or regulatory hurdles, could disrupt timelines and escalate costs.

The company's ability to attract audiences, artists, advertisers, and sponsors is central to its success. However, shifting consumer preferences, competition from established venues, and challenges in building a strong brand presence in new markets pose significant risks. Additionally, reliance on third-party operators for venue management introduces potential disruptions, such as profit-sharing limitations, operational disagreements, or contract terminations.

Market Sensitivity and External Dependencies

Venu's reliance on discretionary consumer spending exposes it to market volatility and economic downturns, which can reduce attendance and revenue. Seasonal fluctuations, inclement weather, and extraordinary events like pandemics or security threats further add to revenue unpredictability.

The hospitality and entertainment sectors are particularly sensitive to consumer tastes and external conditions. A failure to attract high-profile artists or adapt to evolving audience preferences could result in diminished attendance and revenue. Moreover, personal injuries, food safety concerns, or other adverse events at venues could damage Venu's reputation and financial standing.

Regulatory and Compliance Constraints

Operating within the tightly regulated hospitality and entertainment industry, Venu is subject to zoning laws, labor regulations, and food safety standards, among other requirements. Changes in these regulations or non-compliance could hinder operations or necessitate costly adjustments.

Data privacy and security concerns present another layer of regulatory complexity, with increasing demands to comply with stringent and evolving information governance laws. Employment regulations, including minimum wage and healthcare requirements, also contribute to rising operational costs, further emphasizing the need for effective compliance mechanisms.

Conclusion

Venu's expansion strategy is ambitious, with a focus on creating unique live-music and hospitality experiences. While the company's vision offers significant potential, it is accompanied by substantial risks. Financial constraints, operational challenges, market volatility, and regulatory demands highlight the complexities of operating in this sector.

For additional risk considerations, please refer to the company's SEC filings.

Figure 13. Venu Holding Corporation - Income Statement, FY2022-2025E*(Fiscal Year ending Dec 31)**(US dollars in thousands, except per share data)*

	2022	2023	2024E	2025E	2026E
Revenues					
Restaurant including food and beverage revenue	\$ 6,809	\$ 9,522	\$ 9,644	\$ 23,859	\$ 26,560
Event center ticket and fees revenue	1,137	2,153	5,663	15,529	219,872
Rental and sponsorship revenue	710	922	1,159	7,187	24,475
Total revenues	8,657	12,598	16,466	46,575	270,907
Total operating costs	13,421	23,730	37,362	50,898	244,454
Loss from operations	(4,764)	(11,132)	(20,896)	(4,322)	26,453
Total other income (expense)	(3,254)	(255)	(5,367)	23,258	52,745
Net income (loss)	(8,018)	(11,387)	(26,263)	18,936	79,198
Net loss attributable to non-controlling interests	(1,095)	(862)	(2,170)	426	3,029
Net loss attributable to common shareholders	(6,924)	(10,524)	(23,793)	18,510	68,249
Net income (loss) per share of common stock, basic and diluted	\$ (0.45)	\$ (0.39)	\$ (0.64)	\$ 0.45	\$ 1.66
Weighted average number of shares common stock outstanding, basic and diluted*	15,283,238	26,883,100	37,464,173	40,922,506	41,047,506

*The number of shares of common stock outstanding as of December 31, 2024 was 37,464,173 and 379,990 Class B shares

Sources: Company Reports and ThinkEquity Estimates

Figure 14. Venu Holding Corporation - Valuation Comparable, Prices as of 1/2/2025

(Amounts listed in USD. Numbers in millions, except per share data)

Company	Stock Price ⁽¹⁾	Market Value of Equity	Enterprise Value ⁽²⁾	Enterprise Value as a Multiple of:						Price as a Multiple of:			Projected EPS Growth	PEG Ratio	
				Sales			Lease Adj. EBITDA			EBIT	CY+1	CY+2			
				LTM	CY+1	CY+2	LTM	CY+1	CY+2						
Soho House & Co Inc.	7.38	1,432.2	3,690.8	3.08	3.05	2.80	13.1	11.3	10.5	NM	NM	NM	0.0%	NM	
CTS Eventim AG & Co. KGaA	87.12 ⁽³⁾	8,362.7	7,393.5	2.74	2.68	2.49	17.5	13.8	12.3	19.6	27.1	24.3	12.4%	2.0	
Round One Corporation	8.34 ⁽⁴⁾	2,251.8	2,538.2	2.37	2.34	2.17	8.2	8.2	7.6	15.0	20.8	18.2	12.3%	1.5	
Holiday Entertainment Co.,Ltd	2.39 ⁽⁵⁾	299.5	290.7	3.67	NM	NM	11.2	NM	NM	18.7	NM	NM	0.0%	NM	
GL Events SA	18.87 ⁽³⁾	554.0	1,805.5	1.13	1.12	1.14	6.5	6.7	6.6	11.4	8.1	8.0	0.0%	NM	
Cashbox Partyworld Co., Ltd.	2.67 ⁽⁵⁾	363.9	317.5	2.85	NM	NM	6.6	22.5	22.5	12.7	NM	NM	0.0%	NM	
Live Nation Entertainment, Inc.	129.23	29,800.3	34,164.9	1.47	1.47	1.28	17.2	13.3	12.0	34.4	117.4	49.2	32.7%	1.5	
Madison Square Garden Entertainment Corp.	35.69	1,730.0	2,838.1	2.97	2.97	2.89	12.2	11.3	10.6	22.3	10.7	21.5	(13.6%)	NM	
DYNAM JAPAN HOLDINGS Co., Ltd.	0.39 ⁽⁴⁾	274.0	1,251.7	1.52	1.36	NM	2.9	7.8	NM	17.0	5.6	NM	0.0%	NM	
				High	3.67x	3.05x	2.89x	17.5x	22.5x	22.5x	34.4x	117.4x	49.2x	32.7%	2.0x
				Average	2.42	2.14	2.13	10.6	11.9	11.7	18.9	31.6	24.3	4.9%	1.7
				Median	2.74	2.34	2.33	11.2	11.3	10.6	17.8	15.7	21.5	0.0%	1.5
				Low	1.13	1.12	1.14	2.9	6.7	6.6	11.4	5.6	8.0	(13.6%)	1.5
Venu Holding Corporation	9.68	361.8	385.0	22.03x	NM	NM	NM	310.2x	310.2x	NM	NM	NM	0.0%	NM	

(1) Financial data provided by S&P Capital IQ as of 01/02/2025

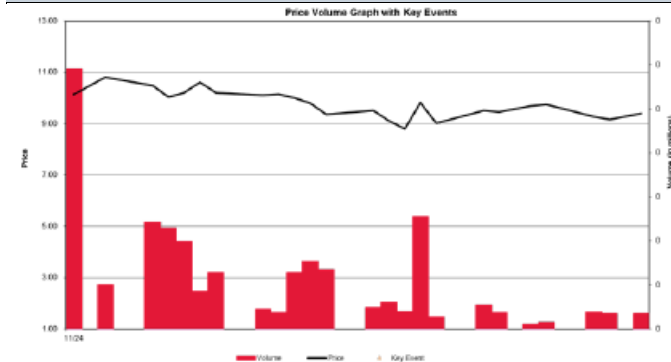
(2) Calculated as Market Value of Equity plus total debt, non-controlling interest and preferred stock, less cash & equivalents.

(3) Converted to USD from EUR at an exchange rate of 1.026.

(4) Converted to USD from JPY at an exchange rate of 0.006.

Sources: S&P CapiQ, Google Finance, and ThinkEquity Estimates

Figure 15. Venu Holding Corporation – 3-Year Price Target and Rating History



Date	Key Development
1/6/2025	Venu Holding Corporation. Initiate with Buy. PT \$15

Sources: S&P CapiQ, Google Finance, and ThinkEquity Estimates

Important Disclosures

Analyst Certification

The analyst, Ashok Kumar, responsible for the preparation of this research report attests to the following: (1) that the views and opinions rendered in this research report reflect his or her personal views about the subject companies or issuers; and (2) that no part of the research analyst’s compensation was, is, or will be directly related to the specific recommendations or views in this research report.

Financial Interests

The analyst, Ashok Kumar, has no financial interest in the debt or equity securities of the subject company of this report. Further, no member of his household has any financial interest in the securities of the subject company. Neither the analyst, nor any member of his household, is an officer, director, or advisory board member of the issuer(s) or has another significant affiliation with the issuer(s) that is the subject of this research report. The analyst has not received compensation from the subject company. The CEO of ThinkEquity, LLC., owns shares in the company. At the time of this research report, the analyst does not know, or have reason to know, of any other material conflict of interest.

Company Specific Disclosures

ThinkEquity, LLC is a member of FINRA and SIPC. ThinkEquity, LLC or an affiliate has a client relationship with and has received compensation from this subject company Venu Holding Corporation in the last 12 months.

ThinkEquity, LLC

ThinkEquity, LLC is a member of FINRA and SIPC. ThinkEquity expects to receive or intends to seek investment banking business from the subject company in the next three months. ThinkEquity does not make a market in the securities of the subject company of this report at the time of publication. ThinkEquity does not hold a beneficial ownership of more than 1% or more of any class of common equity securities of the subject company.

This report is for information purposes only. Under no circumstances is it to be used or considered as an offer to sell, or a solicitation of an offer to buy any security. While the information contained in this report has been obtained from sources believed to be reliable, we have not independently verified the information and we do not represent or guarantee that the report is accurate or complete and it should not be relied upon as such. Any references or citations to, or excerpts from, third-party information or data sources (including, but not limited to, Bloomberg and Capital IQ) do not and are not intended to provide financial or investment advice and are not to be relied upon by anyone as providing financial or investment advice. Based on public information available to us, prices and opinions expressed in this report reflect judgments as of the date hereof and are subject to change without notice. The securities covered by or mentioned in this report involve substantial risk and should generally be purchased only by investors able to accept such risk. This research report and the securities mentioned herein, some of which may not be registered under the Securities Act of 1933, are intended only for Qualified Institutional Buyers (QIBs), as defined under Rule 144A. Any opinions expressed assume that this type of investment is suitable for the investor.

Ratings Definitions

ThinkEquity rating definitions are expressed as the total return relative to the expected performance of S&P 500 over a 12-month period.

BUY (B) - Total return expected to exceed S&P 500 by at least 10%

HOLD (H) - Total return expected to be in-line with S&P 500

SELL (S) - Total return expected to underperform S&P 500 by at least 10%

Current Ratings Distribution

This Equity Ratings Distribution reflects the percentage distribution for rated equity securities for the twelve month period June 30, 2019 through June 30, 2020. Within the twelve month period ended June 30, 2020, ThinkEquity, LLC has provided investment banking services to 54% of companies with equity rated a Buy, 0% of companies with equity rated a Hold and 0% of companies with equity rated a Sell. As of June 30, 2020, ThinkEquity, LLC had twenty-three stocks under coverage: Buy 23 (100%), Hold 0 (0%), Sell 0 (0%).

ThinkEquity rating distribution by percentage (as of January 6, 2025):			
All companies under coverage:		All companies under coverage to which it has provided investment banking services in the previous 12 months:	
Buy (1)	100.00%	Buy (1)	82.00%
Hold (2)	0.00%	Hold (2)	0%
Sell (3)	0.00%	Sell (3)	0%